



VEHICLE REGISTRATIONS REPORT

Source: DPTI (Registrations)

SA Total Market (New & Used YTD) (Light Vehicle)

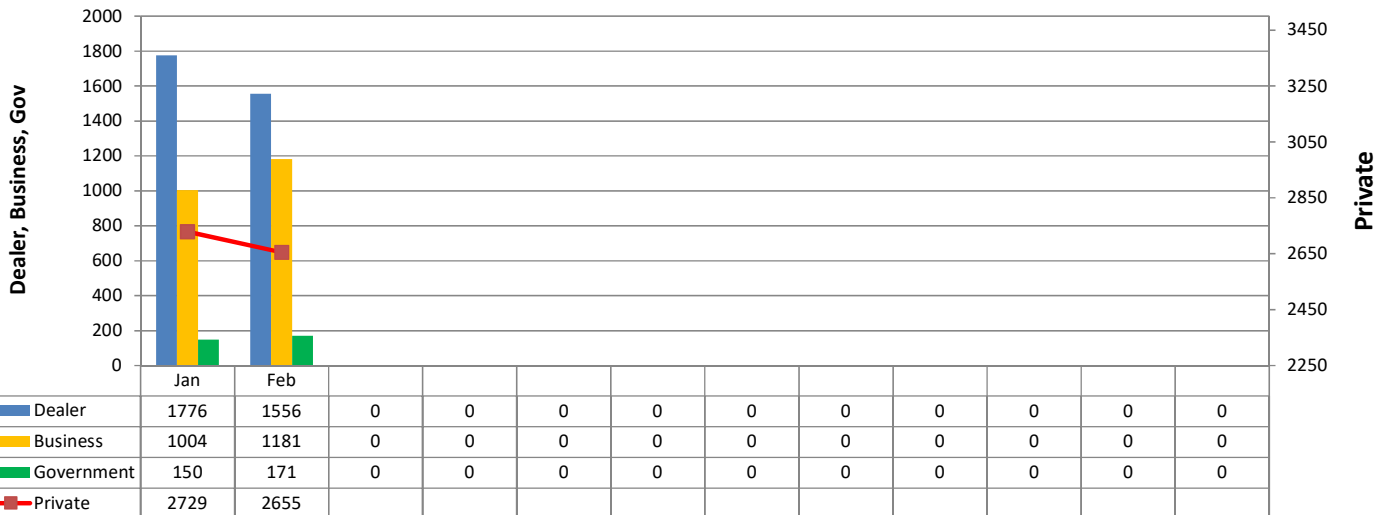
| Month | Jan | Feb | Mar | Apr | May | Jun | Jul | Aug | Sep | Oct | Nov | Dec | Total |
|--------|-------|-------|-----|-----|-----|-----|-----|-----|-----|-----|-----|-----|-------|
| 2019 | 34597 | 33495 | | | | | | | | | | | 68092 |
| 2020 | 32886 | 32955 | | | | | | | | | | | 65841 |
| Change | -5% | -2% | | | | | | | | | | | |

SA Total Market (New & Used YTD) (Light Vehicle) By Buyer Type

| Month | 2019 | | | | | 2020 | | | | | Total | Change | | | |
|-----------|--------|---------|----------|------|--------|--------|---------|----------|------|-------|-------|--------|------|-------|--------|
| | Dealer | Private | Business | Gov | Total | Dealer | Private | Business | Gov | | | | | | |
| Jan | 7149 | 24557 | 2614 | 277 | 34597 | 7101 | -1% | 23530 | -4% | 2105 | -19% | 150 | -46% | 32886 | ▼ -5% |
| Feb | 6545 | 23838 | 2915 | 197 | 33495 | 7176 | 10% | 23240 | -3% | 2368 | -19% | 171 | -13% | 32955 | ▼ -2% |
| Mar | 6373 | 23954 | 3002 | 206 | 33535 | | | | | | | | | | |
| Apr | 5893 | 21998 | 2759 | 183 | 30833 | | | | | | | | | | |
| May | 7297 | 24722 | 2958 | 193 | 35170 | | | | | | | | | | |
| Jun | 7297 | 23269 | 3377 | 175 | 34118 | | | | | | | | | | |
| Jul | 7446 | 25139 | 3134 | 185 | 35904 | | | | | | | | | | |
| Aug | 6854 | 25144 | 2826 | 187 | 35011 | | | | | | | | | | |
| Sep | 6024 | 21838 | 2709 | 171 | 30742 | | | | | | | | | | |
| Oct | 6873 | 23905 | 2918 | 167 | 33863 | | | | | | | | | | |
| Nov | 6698 | 22998 | 2966 | 173 | 32835 | | | | | | | | | | |
| Dec | 6374 | 20652 | 2370 | 136 | 29532 | | | | | | | | | | |
| YTD Total | 80823 | 282014 | 34548 | 2250 | 399635 | 14277 | -82% | 46941 | -83% | 4473 | -87% | 321 | -86% | 65841 | ▼ -84% |
| Percent | 20.2% | 70.6% | 8.6% | 0.6% | | 21.68% | | 71.03% | | 6.79% | | 0.49% | | | |

NEW VEHICLE REGISTRATIONS IN S.A. (REGISTERED TO)

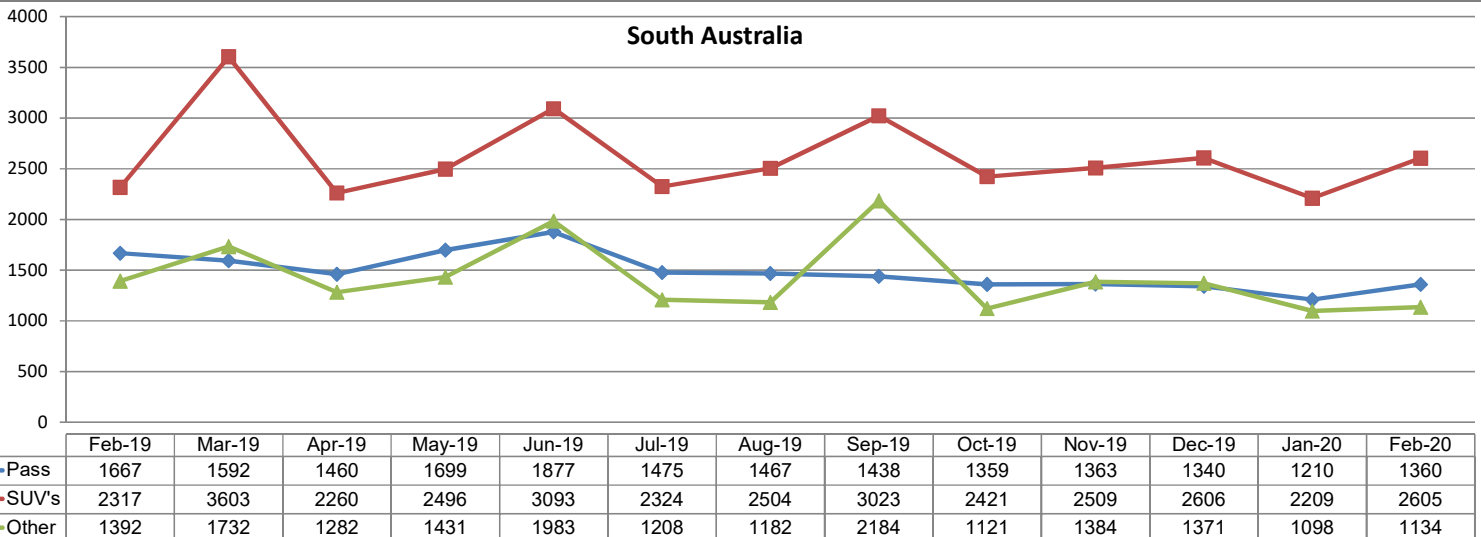
Source DPTI



NEW VEHICLES (BY TYPE) SOUTH AUSTRALIA (ROLLING 12 MONTHS)

Source: FCAI (VFacts)

South Australia





VEHICLE REGISTRATIONS REPORT



SA Total Market (New) By Equipment Type

Source DPTI (Registrations)

For the Month of Feb

(sorted by 2020 performance)

| Cars | | | Motorcycles | | | Caravans | | | |
|-------------------|------|-------------|--|-------------|-------------------|---------------|--------------|-------------|---|
| Make | 2019 | 2020 Change | Make | 2019 | 2020 Change | Make | 2019 | 2020 Change | |
| TOYOTA | 1134 | 1281 ▲ 13% | YAMAHA | 44 | 40 ▼ -9% | JAYCO | 34 | 34 0% | |
| MITSUBISHI | 565 | 668 ▲ 18% | HARLEY DAVIDSON | 37 | 33 ▼ -11% | NOT LISTED | 6 | 12 ▲ 100% | |
| MAZDA | 670 | 503 ▼ -25% | HONDA | 31 | 24 ▼ -23% | JB CARAVANS | 3 | 10 ▲ 233% | |
| KIA | 245 | 339 ▲ 38% | KAWASAKI | 27 | 19 ▼ -30% | GOLDSTAR RV | 11 | 8 ▼ -27% | |
| FORD | 307 | 326 ▲ 6% | KTM | 11 | 14 ▲ 27% | HILLTOP CARA | 4 | 6 ▲ 50% | |
| HYUNDAI | 356 | 294 ▼ -17% | BMW | 6 | 14 ▲ 133% | CRUSADER | 6 | 6 0% | |
| SUBARU | 270 | 273 ▲ 1% | SUZUKI | 14 | 13 ▼ -7% | MARKET DIREC | 8 | 5 ▼ -38% | |
| NISSAN | 203 | 242 ▲ 19% | LONGJIA | 15 | 11 ▼ -27% | AVAN CAMPEI | 4 | 5 ▲ 25% | |
| HONDA | 225 | 180 ▼ -20% | ROYAL ENFIELD | 11 | 10 ▼ -9% | NEW AGE CAR | 8 | 5 ▼ -38% | |
| VOLKSWAGEN | 198 | 173 ▼ -13% | HUSQVARNA | 1 | 6 ▲ 500% | LIFESTYLE | 0 | 4 | |
| HOLDEN | 347 | 149 ▼ -57% | KYMCO | 12 | 6 ▼ -50% | BEST CHOICE | 0 | 4 | |
| SUZUKI | 147 | 148 ▲ 1% | CFMOTO | 2 | 5 ▲ 150% | PRIME TRAILER | 0 | 4 | |
| ISUZU | 125 | 128 ▲ 2% | TRIUMPH | 9 | 5 ▼ -44% | REGENT | 1 | 3 ▲ 200% | |
| MERCEDES BENZ | 107 | 111 ▲ 4% | NOT LISTED | 8 | 4 ▼ -50% | SNOWY RIVER | 0 | 3 | |
| MG | 20 | 68 ▲ 240% | VESPA | 4 | 3 ▼ -25% | FAR HORIZON | 0 | 3 | |
| BMW | 57 | 61 ▲ 7% | INDIAN | 5 | 2 ▼ -60% | LOTUS | 3 | 3 0% | |
| AUDI | 51 | 52 ▲ 2% | PIAGGIO | 4 | 2 ▼ -50% | ESSENTIAL CAI | 4 | 3 ▼ -25% | |
| RENAULT | 46 | 29 ▼ -37% | V MOTO | 0 | 2 | LATITUDE | 0 | 3 | |
| LEXUS | 22 | 26 ▲ 18% | DUCATI | 7 | 2 ▼ -71% | NSU | 2 | 2 0% | |
| LAND ROVER | 18 | 22 ▲ 22% | BENELLI | 2 | 1 ▼ -50% | FIAT | 6 | 2 ▼ -67% | |
| SKODA | 31 | 22 ▼ -29% | MV AGUSTA | 0 | 1 | TRAVELLER | 2 | 2 0% | |
| PORSCHE | 6 | 20 ▲ 233% | LAMBRETTA | 0 | 1 | IVECO | 1 | 2 ▲ 100% | |
| LDV | 18 | 19 ▲ 6% | MOTO GUZZI | 0 | 1 | ADRIA | 1 | 2 ▲ 100% | |
| JEEP | 18 | 19 ▲ 6% | MUTT | 0 | 1 | MERCEDES BE | 0 | 2 | |
| VOLVO | 28 | 17 ▼ -39% | ZONGSHEN | 0 | 0 | COROMAL | 0 | 2 | |
| MINI | 10 | 11 ▲ 10% | BUGSCOOTERS | 0 | 0 | MAVERICK | 0 | 2 | |
| HAVAL | 1 | 11 ▲ 1000% | BSA | 0 | 0 | TRAILIT | 0 | 1 | |
| DODGE | 3 | 11 ▲ 267% | SSANGYONG | 0 | 0 | GOLDSTREAM | 0 | 1 | |
| PEUGEOT | 5 | 8 ▲ 60% | SACHS | 0 | 0 | NEWLANDS | 0 | 1 | |
| CHEVROLET | 7 | 7 0% | TRACK TRAILER | 0 | 0 | SUPREME | 5 | 1 ▼ -80% | |
| JAGUAR | 6 | 6 0% | SHERCO | 1 | 0 ▼ -100% | COMPLETE CA | 0 | 1 | |
| TESLA | 0 | 3 | YANMAR | 1 | 0 ▼ -100% | JURGENS | 0 | 1 | |
| MASERATI | 1 | 3 ▲ 200% | BUELL | 0 | 0 | PIONEER | 1 | 1 0% | |
| ALFA ROMEO | 3 | 3 0% | VICTORY | 0 | 0 | ROADSTAR | 1 | 1 0% | |
| SSANGYONG | 0 | 3 | HUSABERG | 0 | 0 | BUSH TRACKER | 0 | 1 | |
| GREAT WALL | 2 | 2 0% | BOLWELL | 0 | 0 | GRAND GM C/ | 3 | 1 ▼ -67% | |
| FOTON | 0 | 2 | GILERA | 0 | 0 | ELDDIS | 0 | 1 | |
| NOT LISTED | 0 | 2 | PEUGEOT | 0 | 0 | LA VISTA | 0 | 1 | |
| CHRYSLER | 1 | 2 ▲ 100% | JIANXI | 0 | 0 | PARAMOUNT | 2 | 1 ▼ -50% | |
| BENTLEY | 2 | 2 0% | SYM | 2 | 0 ▼ -100% | SAFARI | 0 | 1 | |
| MCLAREN | 1 | 2 ▲ 100% | SWM | 2 | 0 ▼ -100% | MOUNTAIN TF | 0 | 1 | |
| LAMBORGHINI | 1 | 1 0% | DAELIM | 0 | 0 | HOMEMADE | 0 | 1 | |
| IVECO | 1 | 1 0% | HYOSUNG | 0 | 0 | LEADER | 0 | 1 | |
| CITROEN | 0 | 1 | ZHEJIANG QIANJIANG | 0 | 0 | OPUS | 0 | 1 | |
| RELIANT | 0 | 0 | Grand Total | 257 | 222 ▼ -14% | EZYTRAIL | 1 | 1 0% | |
| MORRIS | 0 | 0 | Tractors & Industrial Machinery | | | COMPASS CAR | 0 | 0 | |
| DAIMLER | 0 | 0 | Make | 2019 | 2020 | Change | IMPERIAL CAR | 0 | 0 |
| INTERNATIONAL | 0 | 0 | NOT LISTED | 22 | 26 ▲ 18% | SUNCOASTER | 0 | 0 | |
| STATESMAN | 0 | 0 | JOHN DEERE | 13 | 17 ▲ 31% | PACIFIC | 1 | 0 ▼ -100% | |
| DAEWOO | 0 | 0 | KUBOTA | 12 | 16 ▲ 33% | LAGOON | 2 | 0 ▼ -100% | |
| HINO | 0 | 0 | CATERPILLAR | 17 | 13 ▼ -24% | HINO | 0 | 0 | |
| ROVER | 0 | 0 | TOYOTA | 13 | 13 0% | DATSUN | 0 | 0 | |
| RANGE ROVER | 0 | 0 | NEW HOLLAND | 8 | 12 ▲ 50% | PENINSULA | 0 | 0 | |
| FIAT | 4 | 0 ▼ -100% | JCB | 8 | 11 ▲ 38% | ROADMASTER | 0 | 0 | |
| KINGSWAY YP | 0 | 0 | CASE | 17 | 9 ▼ -47% | HITCH HIKA | 2 | 0 ▼ -100% | |
| EUNOS | 0 | 0 | BOBCAT | 8 | 5 ▼ -38% | MAZDA | 0 | 0 | |
| STANDARD | 0 | 0 | FENDT | 0 | 5 | CORONET | 0 | 0 | |
| HUMMER | 0 | 0 | HITACHI | 6 | 4 ▼ -33% | ARGONAUT | 0 | 0 | |
| PROTON | 0 | 0 | HYSTER | 2 | 4 ▲ 100% | REGAL | 0 | 0 | |
| ARMSTRONG SIDDELI | 0 | 0 | MANITOU | 4 | 4 0% | PRATTLINE | 0 | 0 | |
| PONTIAC | 0 | 0 | KOMATSU | 8 | 3 ▼ -63% | RETREAT CAR/ | 0 | 0 | |
| ROLLS-ROYCE | 0 | 0 | CLAAS | 0 | 3 | CONCEPT | 0 | 0 | |
| RAMBLER | 0 | 0 | KOBELCO | 1 | 3 ▲ 200% | ROMA | 0 | 0 | |
| LEYLAND | 0 | 0 | MASSEY FERGUSON | 9 | 2 ▼ -78% | CRESTLINE | 0 | 0 | |
| ASP | 0 | 0 | | | | LITTLE GUY | 0 | 0 | |

~~~ continued next page~~~

~~~ continued next page~~~

~~~ continued next page~~~

|                    |             |             |             |                    |            |            |              |                    |            |            |             |
|--------------------|-------------|-------------|-------------|--------------------|------------|------------|--------------|--------------------|------------|------------|-------------|
| INFINITI           | 1           | 0           | ▼ -100%     | YANMAR             | 0          | 2          | -            | NISSAN             | 0          | 0          | -           |
| SUNBEAM            | 0           | 0           | -           | VERSATILE          | 0          | 1          | -            | SPIRIT             | 0          | 0          | -           |
| ASTON MARTIN       | 0           | 0           | -           | ISEKI              | 0          | 1          | -            | ROWVAN             | 0          | 0          | -           |
| WILLYS             | 0           | 0           | -           | D A F              | 0          | 1          | -            | PARADISE           | 0          | 0          | -           |
| AUSTIN             | 0           | 0           | -           | MITSUBISHI         | 1          | 1          | ▬ 0%         | FORD               | 0          | 0          | -           |
| STUDEBAKER         | 0           | 0           | -           | GREGOIRE           | 2          | 1          | ▼ -50%       | STATESMAN          | 0          | 0          | -           |
| DATSUN             | 0           | 0           | -           | MAHINDRA           | 0          | 1          | -            | BRS OFFROAD        | 2          | 0          | ▼ -100%     |
| GMC                | 0           | 0           | -           | CROWN              | 9          | 1          | ▼ -89%       | <b>Grand Total</b> | <b>151</b> | <b>156</b> | <b>▲ 3%</b> |
| HUMBER             | 0           | 0           | -           | M.A.N.             | 1          | 1          | ▬ 0%         |                    |            |            |             |
| FERRARI            | 0           | 0           | -           | HONDA              | 0          | 1          | -            |                    |            |            |             |
| TRIUMPH            | 0           | 0           | -           | CFMOTO             | 0          | 1          | -            |                    |            |            |             |
| SAAB               | 0           | 0           | -           | DEUTZ FAHR         | 1          | 0          | ▼ -100%      |                    |            |            |             |
| VAUXHALL           | 0           | 0           | -           | GALION             | 0          | 0          | -            |                    |            |            |             |
| SURTEES            | 1           | 0           | ▼ -100%     | INGERSOLL RAND     | 0          | 0          | -            |                    |            |            |             |
| PLYMOUTH           | 0           | 0           | -           | FORD               | 0          | 0          | -            |                    |            |            |             |
| TATA               | 0           | 0           | -           | DAVID BROWN        | 0          | 0          | -            |                    |            |            |             |
| BUICK              | 0           | 0           | -           | NISSAN             | 0          | 0          | -            |                    |            |            |             |
| CHERY              | 0           | 0           | -           | FORDSON            | 0          | 0          | -            |                    |            |            |             |
| ESSEX              | 0           | 0           | -           | UPRIGHT            | 0          | 0          | -            |                    |            |            |             |
| OPEL               | 0           | 0           | -           | LEYLAND            | 0          | 0          | -            |                    |            |            |             |
| BRISTOL            | 0           | 0           | -           | KAWASAKI           | 1          | 0          | ▼ -100%      |                    |            |            |             |
| DAIHATSU           | 0           | 0           | -           | BELARUS            | 0          | 0          | -            |                    |            |            |             |
| SMART              | 0           | 0           | -           | HINO               | 1          | 0          | ▼ -100%      |                    |            |            |             |
| LOTUS              | 2           | 0           | ▼ -100%     | ALLIS CHALMERS     | 0          | 0          | -            |                    |            |            |             |
| <b>Grand Total</b> | <b>5266</b> | <b>5251</b> | <b>▼ 0%</b> | VICTORY            | 0          | 0          | -            |                    |            |            |             |
|                    |             |             |             | LIUGONG            | 1          | 0          | ▼ -100%      |                    |            |            |             |
|                    |             |             |             | VOLVO              | 1          | 0          | ▼ -100%      |                    |            |            |             |
|                    |             |             |             | INTERNATIONAL      | 0          | 0          | -            |                    |            |            |             |
|                    |             |             |             | CLARK              | 5          | 0          | ▼ -100%      |                    |            |            |             |
|                    |             |             |             | ISUZU              | 1          | 0          | ▼ -100%      |                    |            |            |             |
|                    |             |             |             | BOMAG              | 1          | 0          | ▼ -100%      |                    |            |            |             |
|                    |             |             |             | SAME               | 0          | 0          | -            |                    |            |            |             |
|                    |             |             |             | LEDA               | 3          | 0          | ▼ -100%      |                    |            |            |             |
|                    |             |             |             | MERCEDES BENZ      | 0          | 0          | -            |                    |            |            |             |
|                    |             |             |             | DAEDONG            | 0          | 0          | -            |                    |            |            |             |
|                    |             |             |             | CHAMBERLAIN        | 0          | 0          | -            |                    |            |            |             |
|                    |             |             |             | DEUTZ              | 0          | 0          | -            |                    |            |            |             |
|                    |             |             |             | ZETOR              | 0          | 0          | -            |                    |            |            |             |
|                    |             |             |             | FERGUSON           | 0          | 0          | -            |                    |            |            |             |
|                    |             |             |             | FIAT               | 0          | 0          | -            |                    |            |            |             |
|                    |             |             |             | AGCO               | 0          | 0          | -            |                    |            |            |             |
|                    |             |             |             | CHALLENGER         | 0          | 0          | -            |                    |            |            |             |
|                    |             |             |             | <b>Grand Total</b> | <b>176</b> | <b>162</b> | <b>▼ -8%</b> |                    |            |            |             |

| Truck & Bus        |            |                          |
|--------------------|------------|--------------------------|
| Make               | 2019       | 2020 Change              |
| ISUZU              | 46         | 50 ▲ 9%                  |
| TOYOTA             | 28         | 28 ▬ 0%                  |
| HINO               | 20         | 22 ▲ 10%                 |
| FUSO               | 26         | 12 ▼ -54%                |
| VOLVO              | 12         | 11 ▼ -8%                 |
| KENWORTH           | 18         | 10 ▼ -44%                |
| SCANIA             | 9          | 9 ▬ 0%                   |
| MERCEDES BENZ      | 3          | 6 ▲ 100%                 |
| MACK               | 5          | 3 ▼ -40%                 |
| BCI                | 1          | 2 ▲ 100%                 |
| DODGE              | 0          | 1 -                      |
| IVECO              | 1          | 1 ▬ 0%                   |
| FREIGHTER          | 0          | 1 -                      |
| WESTERN STAR       | 5          | 1 ▼ -80%                 |
| DENNING            | 0          | 1 -                      |
| D A F              | 0          | 1 -                      |
| NOT LISTED         | 0          | 1 -                      |
| HYUNDAI            | 1          | 0 ▼ -100%                |
| LAND ROVER         | 0          | 0 -                      |
| MAZDA              | 1          | 0 ▼ -100%                |
| BEDFORD BY ISUZU   | 0          | 0 -                      |
| WHITE              | 0          | 0 -                      |
| VALPADANA          | 0          | 0 -                      |
| INTERNATIONAL      | 0          | 0 -                      |
| NISSAN             | 0          | 0 -                      |
| KIA                | 0          | 0 -                      |
| DAIMLER            | 0          | 0 -                      |
| M.A.N.             | 3          | 0 ▼ -100%                |
| DATSUN             | 0          | 0 -                      |
| DAIHATSU           | 0          | 0 -                      |
| FREIGHTLINER       | 0          | 0 -                      |
| STERLING           | 0          | 0 -                      |
| SUZUKI             | 0          | 0 -                      |
| BEDFORD            | 0          | 0 -                      |
| FORD               | 2          | 0 ▼ -100%                |
| VOLKSWAGEN         | 0          | 0 -                      |
| HOLDEN             | 0          | 0 -                      |
| PETERBUILT         | 0          | 0 -                      |
| CHEVROLET          | 0          | 0 -                      |
| MITSUBISHI         | 1          | 0 ▼ -100%                |
| <b>Grand Total</b> | <b>182</b> | <b>160</b> ▼ <b>-12%</b> |



# VEHICLE REGISTRATIONS REPORT



Monthly comparison YOY by Make - New Vehicles (all Types) - ranked by 2020

Month of: Feb

Source DPTI (Registrations)

| Make            | 2017 | 2018 | 2019 | 2020 | Change 18/19 |
|-----------------|------|------|------|------|--------------|
| TOYOTA          | 1082 | 1250 | 1175 | 1322 | ▲ 13%        |
| mitsubishi      | 534  | 498  | 567  | 669  | ▲ 18%        |
| MAZDA           | 714  | 684  | 671  | 503  | ▼ -25%       |
| KIA             | 199  | 234  | 245  | 339  | ▲ 38%        |
| FORD            | 426  | 391  | 309  | 326  | ▲ 6%         |
| HYUNDAI         | 345  | 392  | 357  | 294  | ▼ -18%       |
| SUBARU          | 254  | 288  | 270  | 273  | ▲ 1%         |
| NISSAN          | 199  | 239  | 203  | 242  | ▲ 19%        |
| HONDA           | 199  | 259  | 225  | 181  | ▼ -20%       |
| ISUZU           | 135  | 182  | 173  | 179  | ▲ 3%         |
| VOLKSWAGEN      | 241  | 256  | 198  | 173  | ▼ -13%       |
| HOLDEN          | 541  | 417  | 347  | 149  | ▼ -57%       |
| SUZUKI          | 126  | 133  | 147  | 148  | ▲ 1%         |
| MERCEDES BENZ   | 113  | 128  | 110  | 119  | ▲ 8%         |
| MG              | 0    | 0    | 20   | 68   | ▲ 240%       |
| BMW             | 46   | 81   | 57   | 61   | ▲ 7%         |
| AUDI            | 60   | 70   | 51   | 52   | ▲ 2%         |
| NOT LISTED      | 18   | 26   | 23   | 29   | ▲ 26%        |
| RENAULT         | 46   | 61   | 46   | 29   | ▼ -37%       |
| VOLVO           | 20   | 18   | 42   | 28   | ▼ -33%       |
| LEXUS           | 15   | 14   | 22   | 26   | ▲ 18%        |
| HINO            | 18   | 25   | 21   | 23   | ▲ 10%        |
| LAND ROVER      | 41   | 39   | 18   | 22   | ▲ 22%        |
| SKODA           | 19   | 20   | 31   | 22   | ▼ -29%       |
| PORSCHE         | 13   | 29   | 6    | 20   | ▲ 233%       |
| JEEP            | 11   | 22   | 18   | 19   | ▲ 6%         |
| LDV             | 0    | 19   | 18   | 19   | ▲ 6%         |
| JOHN DEERE      | 37   | 28   | 13   | 17   | ▲ 31%        |
| KUBOTA          | 10   | 23   | 12   | 17   | ▲ 42%        |
| CATERPILLAR     | 8    | 18   | 17   | 13   | ▼ -24%       |
| NEW HOLLAND     | 11   | 13   | 8    | 12   | ▲ 50%        |
| FUSO            | 15   | 25   | 26   | 12   | ▼ -54%       |
| DODGE           | 0    | 2    | 3    | 12   | ▲ 300%       |
| HAVAL           | 5    | 7    | 1    | 11   | ▲ 1000%      |
| MINI            | 5    | 10   | 10   | 11   | ▲ 10%        |
| JCB             | 7    | 4    | 8    | 11   | ▲ 38%        |
| KENWORTH        | 13   | 17   | 18   | 10   | ▼ -44%       |
| SCANIA          | 4    | 14   | 9    | 9    | ▲ 0%         |
| CASE            | 28   | 13   | 17   | 9    | ▼ -47%       |
| PEUGEOT         | 4    | 10   | 5    | 8    | ▲ 60%        |
| CHEVROLET       | 0    | 0    | 7    | 7    | ▲ 0%         |
| JAGUAR          | 5    | 6    | 6    | 6    | ▲ 0%         |
| BOBCAT          | 4    | 10   | 8    | 5    | ▼ -38%       |
| FENDT           | 7    | 3    | 0    | 5    | ▲ 500%       |
| JAYCO           | 0    | 0    | 0    | 4    | ▲ 400%       |
| IVECO           | 10   | 7    | 3    | 4    | ▲ 33%        |
| MANITOU         | 10   | 3    | 4    | 4    | ▲ 0%         |
| HYSTER          | 0    | 3    | 2    | 4    | ▲ 100%       |
| HITACHI         | 6    | 6    | 6    | 4    | ▼ -33%       |
| TESLA           | 4    | 0    | 0    | 3    | ▲ 300%       |
| ALFA ROMEO      | 1    | 7    | 3    | 3    | ▲ 0%         |
| MASERATI        | 3    | 2    | 1    | 3    | ▲ 200%       |
| CLAAS           | 0    | 0    | 0    | 3    | ▲ 300%       |
| SSANGYONG       | 0    | 0    | 0    | 3    | ▲ 300%       |
| MACK            | 3    | 3    | 5    | 3    | ▼ -40%       |
| KOMATSU         | 5    | 5    | 8    | 3    | ▼ -63%       |
| KOBELCO         | 1    | 6    | 1    | 3    | ▲ 200%       |
| BENTLEY         | 0    | 0    | 2    | 2    | ▲ 0%         |
| BCI             | 1    | 0    | 1    | 2    | ▲ 100%       |
| FOTON           | 1    | 2    | 0    | 2    | ▲ 200%       |
| CHRYSLER        | 1    | 2    | 1    | 2    | ▲ 100%       |
| YANMAR          | 0    | 0    | 0    | 2    | ▲ 200%       |
| MCLAREN         | 0    | 0    | 1    | 2    | ▲ 100%       |
| FIAT            | 9    | 5    | 10   | 2    | ▼ -80%       |
| D A F           | 2    | 4    | 0    | 2    | ▲ 200%       |
| GREAT WALL      | 1    | 0    | 2    | 2    | ▲ 0%         |
| MASSEY FERGUSON | 4    | 3    | 9    | 2    | ▼ -78%       |
| GREGOIRE        | 1    | 0    | 2    | 1    | ▼ -50%       |
| WESTERN STAR    | 2    | 6    | 5    | 1    | ▼ -80%       |
| CFMOTO          | 0    | 0    | 0    | 1    | ▲ 100%       |
| JOHNSON         | 0    | 0    | 0    | 1    | ▲ 100%       |
| DENNING         | 0    | 0    | 0    | 1    | ▲ 100%       |
| FREIGHTER       | 0    | 0    | 0    | 1    | ▲ 100%       |
| ISEKI           | 0    | 0    | 0    | 1    | ▲ 100%       |

| Make               | 2017        | 2018        | 2019        | 2020        | Change 18/19 |
|--------------------|-------------|-------------|-------------|-------------|--------------|
| LAMBORGHINI        | 0           | 0           | 1           | 1           | ▲ 0%         |
| VERSATILE          | 0           | 0           | 0           | 1           | -            |
| M.A.N.             | 6           | 2           | 4           | 1           | ▼ -75%       |
| CROWN              | 0           | 4           | 9           | 1           | ▼ -89%       |
| MAHINDRA           | 2           | 0           | 0           | 1           | -            |
| CITROEN            | 0           | 1           | 0           | 1           | -            |
| LEDA               | 1           | 0           | 3           | 0           | ▼ -100%      |
| TEREX              | 1           | 0           | 0           | 0           | -            |
| BUICK              | 0           | 0           | 0           | 0           | -            |
| ALLIS CHALMERS     | 0           | 0           | 0           | 0           | -            |
| GALION             | 0           | 0           | 0           | 0           | -            |
| WILLYS             | 0           | 0           | 0           | 0           | -            |
| EUNOS              | 0           | 0           | 0           | 0           | -            |
| ESSEX              | 0           | 0           | 0           | 0           | -            |
| FREIGHTLINER       | 0           | 2           | 0           | 0           | -            |
| BRISTOL            | 0           | 0           | 0           | 0           | -            |
| KAWASAKI           | 6           | 1           | 1           | 0           | ▼ -100%      |
| VALPADANA          | 0           | 0           | 0           | 0           | -            |
| DAEDONG            | 0           | 2           | 0           | 0           | -            |
| FRANNA             | 0           | 0           | 1           | 0           | ▼ -100%      |
| CHAMBERLAIN        | 0           | 0           | 0           | 0           | -            |
| GMC                | 0           | 0           | 0           | 0           | -            |
| PONTIAC            | 0           | 0           | 0           | 0           | -            |
| BMC                | 0           | 0           | 0           | 0           | -            |
| SUPREME            | 0           | 0           | 0           | 0           | -            |
| KINGSWAY YP        | 0           | 0           | 0           | 0           | -            |
| TADANO             | 0           | 1           | 4           | 0           | ▼ -100%      |
| DAEWOO             | 0           | 0           | 0           | 0           | -            |
| DAIHATSU           | 0           | 0           | 0           | 0           | -            |
| DEUTZ              | 2           | 1           | 0           | 0           | -            |
| CHALLENGER         | 0           | 0           | 0           | 0           | -            |
| ARMSTRONG SIDDELE  | 0           | 0           | 0           | 0           | -            |
| YAMAHA             | 0           | 1           | 0           | 0           | -            |
| DEUTZ FAHR         | 0           | 6           | 1           | 0           | ▼ -100%      |
| FODEN              | 1           | 0           | 0           | 0           | -            |
| HOCKNEY ALCAN      | 1           | 0           | 0           | 0           | -            |
| BEDFORD            | 0           | 0           | 0           | 0           | -            |
| CLARK              | 1           | 0           | 5           | 0           | ▼ -100%      |
| DATSUN             | 0           | 0           | 0           | 0           | -            |
| MINLTON ENGINEER   | 0           | 1           | 0           | 0           | -            |
| HUMBER             | 0           | 0           | 0           | 0           | -            |
| BOLWELL            | 0           | 0           | 0           | 0           | -            |
| VAUXHALL           | 0           | 0           | 0           | 0           | -            |
| AVAN CAMPERS       | 0           | 0           | 0           | 0           | -            |
| INTERNATIONAL      | 0           | 0           | 0           | 0           | -            |
| BOMAG              | 1           | 0           | 1           | 0           | ▼ -100%      |
| SURTEES            | 0           | 0           | 1           | 0           | ▼ -100%      |
| BRAUD              | 1           | 0           | 0           | 0           | -            |
| SYDNEY             | 1           | 0           | 0           | 0           | -            |
| OPEL               | 0           | 0           | 0           | 0           | -            |
| TATA               | 0           | 0           | 0           | 0           | -            |
| PETERBUILT         | 0           | 0           | 0           | 0           | -            |
| FERGUSON           | 0           | 0           | 0           | 0           | -            |
| HUMMER             | 0           | 0           | 0           | 0           | -            |
| TRIUMPH            | 0           | 0           | 0           | 0           | -            |
| DYNAPAC            | 0           | 2           | 0           | 0           | -            |
| VICTORY            | 1           | 1           | 0           | 0           | -            |
| PROTON             | 1           | 0           | 0           | 0           | -            |
| CHERY              | 0           | 0           | 0           | 0           | -            |
| RANGE ROVER        | 0           | 1           | 0           | 0           | -            |
| WHITE              | 0           | 1           | 0           | 0           | -            |
| CADILLAC           | 0           | 0           | 0           | 0           | -            |
| FERRARI            | 0           | 2           | 0           | 0           | -            |
| ROLLS-ROYCE        | 0           | 0           | 0           | 0           | -            |
| DENNIS EAGLE       | 16          | 0           | 0           | 0           | -            |
| ROVER              | 0           | 0           | 0           | 0           | -            |
| ASTON MARTIN       | 0           | 1           | 0           | 0           | -            |
| SAAB               | 0           | 0           | 0           | 0           | -            |
| AUSTIN             | 0           | 0           | 0           | 0           | -            |
| SAME               | 0           | 0           | 0           | 0           | -            |
| AGCO               | 0           | 0           | 0           | 0           | -            |
| M & R MANUFACTURI  | 0           | 1           | 0           | 0           | -            |
| <b>Grand Total</b> | <b>5687</b> | <b>6073</b> | <b>5640</b> | <b>5587</b> | <b>▼ -1%</b> |



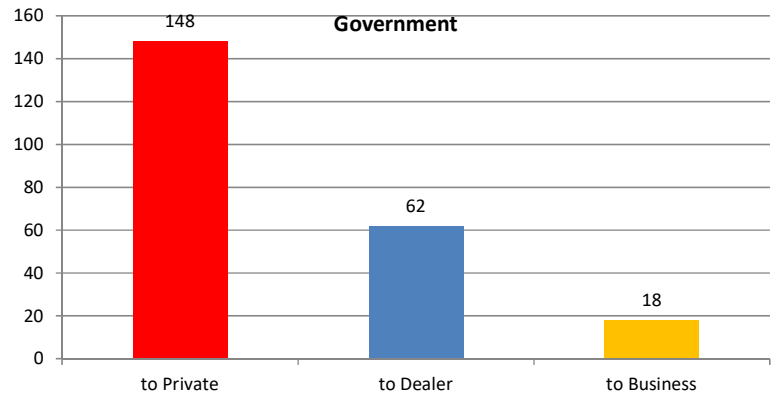
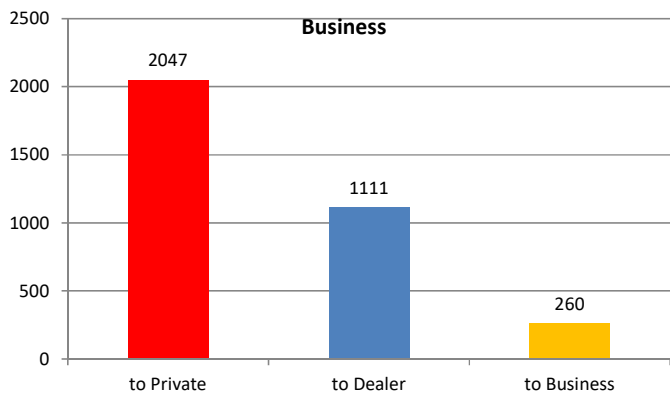
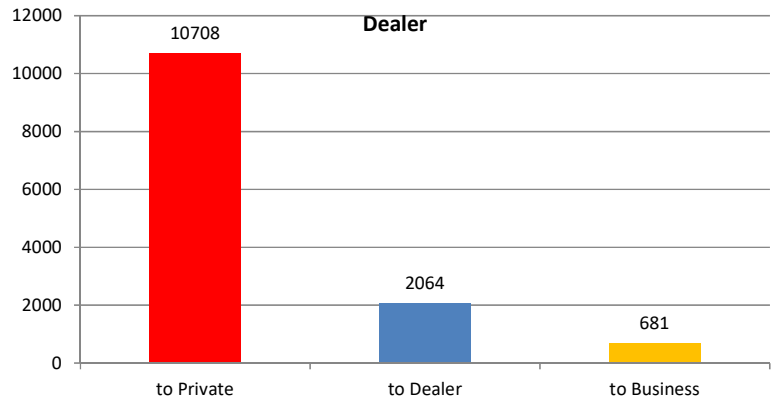
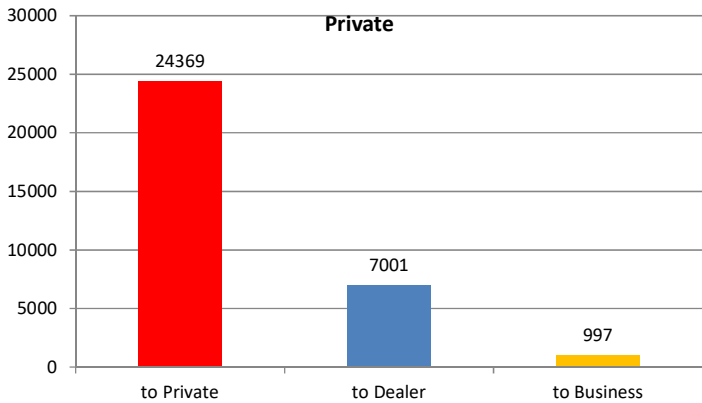




# VEHICLE REGISTRATIONS REPORT



S.A. USED VEHICLE registrations YTD - source to source. (Please note, this analysis does not include interstate "buy-ins" as this data is unavailable.)



## Glossary

### Other vehicles

Includes utilities, panel vans, cab chassis, goods carrying vans, rigid trucks, prime movers, non-freight carrying trucks, and buses. Also includes four wheel drive light commercial vehicles not classified as sports utility vehicles (SUVs).

### Passenger vehicles

Includes vehicles designed primarily for the carriage of people, such as cars, station wagons and people movers. Also includes four wheel drive passenger vehicles not classified as SUVs. Note that this is not directly comparable to the definition of passenger vehicles in ABS collections (such as the Motor Vehicle Census) which includes SUVs.

### Sports utility vehicles (SUVs)

Includes vehicles designed as off road vehicles with four wheel drive capability, high ground clearance and a wagon body type, seating up to nine people (including the driver). Also includes four by two wagon variants of such vehicles sold in Australia which, if they were four wheel drive, would be eligible for import as off road vehicles. Excludes pick-up and cab chassis style vehicles.

### Source

MTA collects data from DPTI and FCAI (VFACTS) to produce this report. While all efforts are taken to ensure data is accurate no responsibility can be taken for errors, omissions and reconciliations that adjust results from month to month. Slight variations may appear from sources and filtering of data. Data from DPTI is usually received on the 6th of each month. Further information can be obtained by contacting MTA or in writing to [mta@mtasant.com.au](mailto:mta@mtasant.com.au)

